



A: 6 paños de 1.01 x 1.60m




101

B: 4 paños de 0.81 x 1.60m




81

C: 6 paños de 0.89 x 1.60m




89

D: 6 paños de 0.89 x 1.60m




89

E: 6 paños de 0.89 x 1.60m




89

F: 3 paños de 1.15 x 2.65m



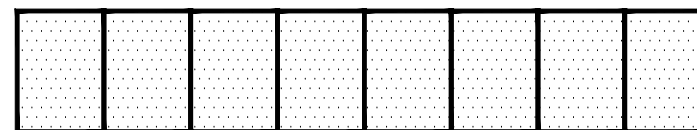
115

G: 9 paños de 1.15 x 2.65m




115

I: 8 paños de 1.15 x 1.60m




115

J: 8 paños de 1.15 x 1.60m




115

H: 9 paños de 1.15 x 2.65m



115

K: 6 paños de 1.13 x 1.60m



113

160

CORTINAS ROLLER EN PB (Segunda Etapa, A > H: cara NORTE, I > K: cara OESTE)

NOTA: VERIFICAR MEDIDAS EN OBRA